



Inside your fetes and fundraising pack you will find all these components to use with your badge maker!




Components to make 50 safety back badges

- 50 metal fronts (A)
- 50 pieces of plastic film (B)
- 50 plastic badge backs (C)
- 50 pins to be inserted before making (D)



Components to make 50 keyrings


- 50 metal fronts (A)
- 50 pieces of plastic film (B)
- 50 keyring backs (C)



Components to make 50 mirrors


- 50 metal fronts (A)
- 50 pieces of plastic film (B)
- 50 mirrors (these are slightly larger than the mirrors for making mirror keyrings) (C)
- 50 metal rings (D)

Top tip: The sticky pads hold everything in place!
Simply stick one to the back of each mirror.



Components to make 50 magnets

- 50 metal fronts (A)
- 50 pieces of plastic film (B)
- 50 magnet backs (C)



Components to make 50 supersafes

- 50 metal fronts (A)
- 50 pieces of plastic film (B)
- 50 supersafe backs (C)

If you need some extra help, go to our website www.ebadges.net for instructional videos, email us at info@e-badges.net or call us on 01780 740075.